

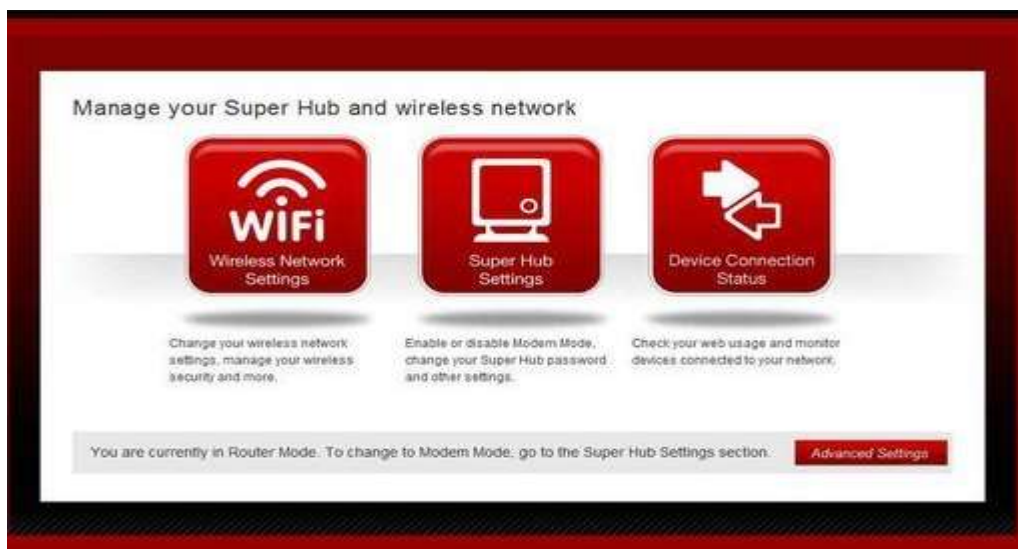
## VirginMedia Hub 2.0 User

You may need to check the router's ports to allow the port range 5060 with UDP.

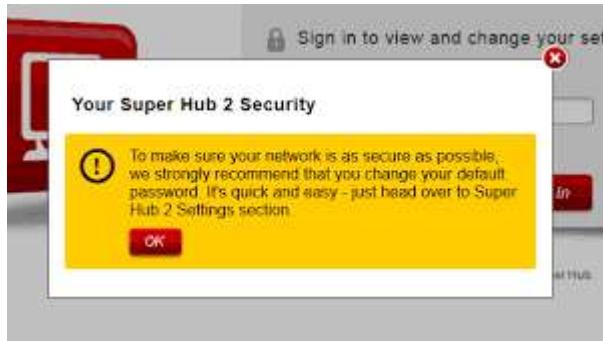
URL:- 192.168.0.1 (sometimes 192.168.1.1 or 192.168.1.254)



Enter the password (If you do not know the password then you can obtain one from the bottom or back of the router).

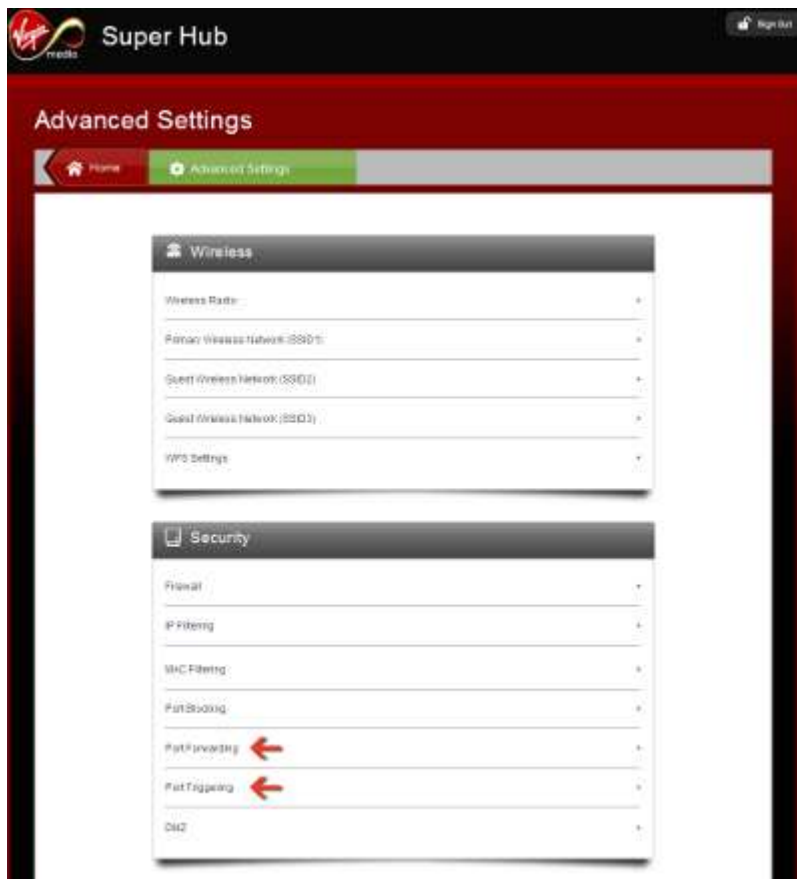


Click on the red **Advanced Settings** button at the bottom.



Click **ok**.

Scroll down to the **Security** section.



Click on **'Port Triggering'**.

(Port Triggering allows more than one device e.g. iMac, PC, iphone and iPad, on the same network). If you prefer to select one device then use Port Forwarding - please contact the SignVideo IT team for advice on this.



Rule Name

Rule Name

Trigger Range

Start Port  End Port

Target Range

Start Port  End Port

Protocol

Protocol

Add Rule

Enter the details as following:

Rule Name: **SignVideo**

Trigger Range

Start Port: **5020** End Port: **5067**

Target Range

Start Port: **5020** End Port: **5067**

Protocol

Protocol **UDP** (Please note, some customers prefer to have both **TCP & UDP**)

Click **Add Rule** then Click **Apply**.

Exit the SuperHub router by closing the tab in the web browser (or click **Sign Out**) and then please restart the Router.